

# QUODROID SOFTWARE DEVELOPMENT PRIVATE LIMITED

CIN : U72900WB2018PTC227676

BALANCE SHEET AS AT 31st March 2021

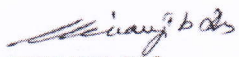
Particulars	Note No	As at 31.03.2021 Amount in ₹	As at 31.03.2020 Amount in ₹
<b>I. EQUITY AND LIABILITIES</b>			
(1) Shareholders' Funds			
(a) Share Capital	1	100,000	100,000
(b) Reserve and Surplus	2	740,708	630,098
(2) Non-Current Liabilities			
(a) Long-term Borrowings			
(b) Deferred tax Liabilities(Net )			
(c) Long term Provisions			
(3) Current Liabilities			
(a) Short-term Borrowings			
(b) Trade Payables	3	530,987	987,437
(c) Other Current Liabilities	4	592,026	642,332
(d) Short-term Provisions			
<b>Total</b>		<b>1,963,721</b>	<b>2,359,867</b>
<b>II. ASSETS</b>			
(1) Non-Current Assets			
(a) Fixed Assets			
(i) Tangible Assets	12	174,910	60,686
(ii) Capital Work-in-Progress			
(b) Non-Current Investments			
(c) Long term loans and Advances			
(2) Current Assets			
(a) Inventories			
(b) Trade Receivables	5	682,147	446,593
(c) Cash and Cash Equivalents	6	513,641	1,413,443
(d) Short-term Loans and Advances			
(e) Other Current Assets	7	593,023	439,145
<b>Total</b>		<b>1,963,721</b>	<b>2,359,867</b>

Significant Accounting Policies and the notes ( 1 to 12 ) attached here to form integral part of these financial statements.

As per our report of even date attached.

For & On behalf of the Board of Directors

ROY CHOWDHURY & MOITRA, (Chartered Accountants)  
Firm Registration Number - 304134E

  
CHIRANJIB DAS  
(Partner ), M.NO. - 309307

UDIN :21309307AAACKO6441  
PLACE : KOLKATA  
DATE : 30-10-2021





RAMMANI SARKAR  
Director : 08217377



# QUODROID SOFTWARE DEVELOPMENT PRIVATE LIMITED

CIN : U72900WB2018PTC227676

## Statement of Profit and Loss For the Year Ended 31st March ,2021

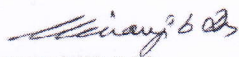
Particulars	Note No	For the Year Ended 31.03.2021 Amount in ₹	For the Year Ended 31.03.2020 Amount in ₹
I. Revenue from Operation ( Gross )			
Less : GST			
Revenue from Operation ( Net )	8	8,294,320	6,218,891
II. Other Income	9	1,457	-
III. Total Revenue ( I + II )		8,295,777	6,218,891
IV. Expenses :			
Cost of Material Consumed			
Changes in Inventories of Finished Goods and Work-in-Progress			
Employee Benefit Expenses	10	3,533,397	2,776,810
Finance Costs			
Depreciation and Amortisation Expenses	12	18,220	2,353
Other Expenses	11	4,580,428	3,262,843
IV. Total Expenses		8,132,045	6,042,006
V. Profit before Exceptional items & tax ( III - IV )		163,732	176,885
VI. Exceptional Items :		NIL	NIL
VII. Profit before Tax ( V - VI )		163,732	176,885
VIII. Tax Expenses :			
(1) Current Tax		38,864	45,990
(2) Deferred Tax		14,258	799
(3) Tax in respect of earlier Years			-
IX. Profit /(Loss) for the Year ( VII - VIII )		110,610	130,096
X. Earning Per Equity Share :			
(1) Basic		110.61	130.10
(2) Diluted		110.61	130.10

Significant Accounting Policies and the notes ( 1 - ) attached here to form integral part of these financial statements.


As per our report of even date attached.

For & On behalf of the Board of Directors

For ROY CHOWDHURY & MOITRA, (Chartered Accountants)  
Firm Registration Number - 304134E

  
CHIRANJIB DAS  
(Partner ), M.NO. - 309307

UDIN :21309307AAACKO6441  
PLACE : KOLKATA  
DATE : 30-10-2021





RAMMANI SARKAR  
Director : 08217377





# QUODROID SOFTWARE DEVELOPMENT PRIVATE LIMITED

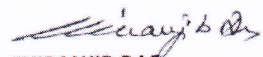
CIN : U72900WB2018PTC227676

## Cash Flow Statement For the Year Ended 31st March 2021


Particulars	For the Year Ended 31.03.2021 Amount in ₹	For the Year Ended 31.03.2020 Amount in ₹
<b>A. CASH FLOW FROM OPERATING ACTIVITIES</b>		
Net Profit after tax	110,610	130,096
Adjustment For :		
Interest Income		
Depreciation	18,220	2,353
Other Adjustments		
Dividend Received		
Finance Costs		
Operating Profit before Working Capital Changes	128,830	132,449
Adjustment For :		
(Increase)/Decrease in Inventories		
(Increase)/Decrease in Trade & Other Receivables	-235,554	806,409
Increase/(Decrease) in Trade Payables & Other Liabilities	-506,756	-10,778
(Increase)/Decrease in Loans & advances & Other Current assets	-153,878	-439,145
Cash Generated from Operating Activities	-767,358	488,935
Taxes Paid		
Adjustment for Tax relating to earlier years		
<b>Net Cash Flow from Operating Activities</b>	<b>-767,358</b>	<b>488,935</b>
<b>B. CASH FLOW FROM INVESTING ACTIVITIES</b>		
Disposal / ( Purchase ) of Fixed Assets including CWIP	-132,444	-63,039
Interest Income		
<b>Net Cash Flow from Investing Activities</b>	<b>-132,444</b>	<b>-63,039</b>
<b>C. CASH FLOW FROM FINANCING ACTIVITIES</b>		
Issue of Equity Shares		
Proceeds / ( Repayment ) of Long term borrowing		
Finance Costs		
Dividend Paid		
Increase / ( Decrease ) in Short Term borrowing		
<b>Net Cash Flow from Financing Activities</b>	<b>-</b>	<b>-</b>
<b>NET INCREASE /(DECREASE ) IN CASH AND EQUIVALENT ( A+B+C )</b>	<b>-899,802</b>	<b>425,896</b>
Cash and cash equivalent at the beginning of the year	1,413,443	987,547
Cash and Cash equivalent at the end of the year	<b>513,641</b>	<b>1,413,443</b>

As per our report of even date attached.


ROY CHOWDHURY & MOITRA, (Chartered Accountants)  
Firm Registration Number - 304134E

  
CHIRANJIB DAS  
(Partner ), M.NO. - 309307

UDIN :21309307AAACKO6441  
PLACE : KOLKATA  
DATE : 30-10-2021



For & On behalf of the Board of Directors

  
RAMMANI SARKAR  
Director : 08217377



## QUODROID SOFTWARE DEVELOPMENT PRIVATE LIMITED

CIN : U72900WB2018PTC227676

Notes Forming Part of the Financial Statements

### Note : 1 share Capital

Particulars	For the Year Ended 31.03.2021 Amount in ₹	For the Year Ended 31.03.2020 Amount in ₹
<b><u>Authorised Capital</u></b>		
10,000( Previous year 10,000 ) Equity Shares of ₹ 100/- each	1,000,000	1,000,000
<b><u>Issued,Subscribed &amp; Paid up Capital</u></b>		
1,000 ( Previous year 10,000 ) Equity Shares of ₹ 100/- each	100,000	100,000


The company has issued only one class of equity shares having at par value of ₹ 10/- per share. Each shareholder is eligible for one vote per share. The dividend proposed by the Board of Directors is subject to the approval of shareholders, except in the case of interim dividend. In the event of liquidation, the equity shareholders are eligible to receive the remaining assets of the company, after distribution of all preferential amounts, in proportion of their share holding.

**Details of shares held by shareholders holding more than 5% of the aggregate shares in the company**

Name of Shareholder	As at 31.03.2021		As at 31.03.2020	
	No. of shares held	% of Holding	No. of shares held	% of Holding
Saurav Sarkar	800	80%	800	80%
Rammani Sarkar	200	20%	200	20%

### Note : 2 Reserve & Surplus

Particulars	As at 31.03.2021 Amount in ₹	As at 31.03.2020 Amount in ₹
Securities Premium Reserve	NIL	NIL
Capital Reserve	NIL	NIL
General Reserve		NIL
<b>Surplus :</b>		
Balance As per Last Account	630,098	500,002
<b>Add : Net Profit for the Year</b>	110,610	130,096
Less : Dividend		
Closing Balance	740,708	630,098





**QUODROID SOFTWARE DEVELOPMENT PRIVATE LIMITED**

CIN : U72900WB2018PTC227676

Notes Forming Part of the Financial Statements

**Note : 3 Trade Payables**

Particulars	As at 31.03.2021 Amount in ₹	As at 31.03.2020 Amount in ₹
Sundry Creditors for Suppliers & Services	530,987	987,437

**Note : 4 Other Current Liabilities**

Particulars	As at 31.03.2021 Amount in ₹	As at 31.03.2020 Amount in ₹
Payables including Statutory dues & others	592,026	642,332

**Note : 5 Trade Receivables**


Particulars	As at 31.03.2021 Amount in ₹	As at 31.03.2020 Amount in ₹
<u>Unsecured, Considered Good</u> Sundry Debtors : Customers Service Charges	682,147	446,593

**Note : 6 Cash & Cash Equivalents**

Particulars	As at 31.03.2021 Amount in ₹	As at 31.03.2020 Amount in ₹
Balance in Current Account with Banks	513,641	1,413,443

**Note : 7 Other Current Assets**

Particulars	As at 31.03.2021 Amount in ₹	As at 31.03.2020 Amount in ₹
Security Deposit and Govt. Receivables	593,023	439,145



<b>Grouping :</b>		<b>2020-21</b>	<b>2019-20</b>
<b>Trade Payables</b>			
1	Rita Sarkar Current account	500,000	867,160
2	Amazon Internet Services Pvt. Ltd.	0	10,945
3	Handaji Tech Solutions Pvt. Ltd.	0	90,000
4	Koneri Ranjith Kumar, Chittore, AP	0	19,332
5	Credit Card Statement	30,987	
		<u>530,987</u>	<u>987,437</u>
<b>Other Current Liabilities</b>			
1	Rammani Sarkar Current Account	430,750	409,250
2	Saurav Sarkar Current Account	99,969	190,135
3	TDS - Income Tax	0	15,148
4	Roy Chowdhury & Moitra , Auditor	27,750	27,000
5	Chiranjib Das	18,500	
6	Deffered Tax Liability	15,057	799
		<u>592,026</u>	<u>642,332</u>
<b>Trade Receivables</b>			
1	ins-pi GMBH, Koln, Germany	92,647	134,948
2	Patien Trials Inc.,Texas , USA	183,750	84,437
3	I.T.Solutions, Inc. Rosewell,USA	0	216,746
4	Chaithra Srinivasmurthy, Toronto , Canada	0	10,462
5	IAME Ltd. London, England		
6	Northumbria University, UK	302,850	
7	Panorays Ltd. Israel	44,100	
8	Usher, Inc , USA	58,800	
		<u>682,147</u>	<u>446,593</u>
<b>Cash &amp; Cash Equivalents</b>			
1	Bank Accounts	513,641	1,413,443
		<u>513,641</u>	<u>1,413,443</u>
<b>Other Current Assets</b>			
1	Security Deposit	100,000	140,010
2	GST on Imported Services- ITC	154,563	14,932
3	Gst Refundable ( applied )	-	148,193
4	Income Tax Refundable 2019-20	136,010	136,010
5	GST on Domestic Assets Purchase - ITC	24,564	0
6	Gst on Domestic Services - ITC	112,750	0
7	Income Tax Refundable 2020-21	65,136	0
		<u>593,023</u>	<u>439,145</u>



**QUODROID SOFTWARE DEVELOPMENT PRIVATE LIMITED**

CIN : U72900WB2018PTC227676

Notes Forming Part of the Financial Statements

**Note : 8 Revenue from Operations**

Particulars	As at 31.03.2021 Amount in ₹	As at 31.03.2020 Amount in ₹
Customer Service Charges	8,294,320	6,218,891

**Note : 9 Other Income**

Particulars	As at 31.03.2021 Amount in ₹	As at 31.03.2020 Amount in ₹
Interest Received - Fixed Deposit	1,457	0

**Note : 10 Employee Benefit Expenses**

Particulars	As at 31.03.2021 Amount in ₹	As at 31.03.2020 Amount in ₹
Payment of Salary and Technical Fees	3,533,397	2,776,810

**Note : 11 Other Expenses**

Particulars	As at 31.03.2021 Amount in ₹	As at 31.03.2020 Amount in ₹
<b>Trading Expenses :</b>		
Software Development and implementation Expenses	3,572,183	1,845,041
<b>TOTAL</b>	<b>3,572,183</b>	<b>1,845,041</b>
<b>Administrative and Selling &amp; Distribution Expenses :</b>		
Accounting Software Rented	12,744	-
Professional Tax	2,500	2,500
IEC Certification Charges	-	200
Conveyance	190,500	180,750
Advertisement Expenses	1,705	20,943
Other Administrative Expenses	20,000	-
Unrealised Security Deposit	19,910	-
Legal And Professional Expenses	41,800	11,700
Office Maintenance Charges	126,500	119,250
Foreign Exchange Payment Difference	92,224	108,139
Audit Expenses	30,000	30,800
Bank Charges	24,123	10,383
Market Research and Business Development	142,741	336,825
Interest on TDS - Income Tax	-	5,233
Interest on Income Tax	-	13,510
Short / Excess Received From Customer	-3,398	-2,381
Rent and Electricity Charges of Flat at Bangalore	292,910	203,591
Technical Summit	-	2,360
GST Unrecovered	-	10,623
Short Provision	5,400	5,600
Rounding Off Adjustment	-5	-
Books and Periodicals	1,369	2,420
Stationary	2,390	1,356
Insurance Charges	4,832	354,000
<b>TOTAL</b>	<b>1,008,245</b>	<b>1,417,802</b>






	<u>2020-21</u>	<u>2019-20</u>
<b><u>Revenue from Operations</u></b>		
1 Customer Service Charges	8,294,320	6,218,891
2		
3		
4		
5		
	<u>8,294,320</u>	<u>6,218,891</u>

<b><u>Employee Benefit Expenses</u></b>		
1 Payment of Salary	1,200,000	600,000
2 Payment of Technical Fees	2,333,397	2,176,810
3		
4		
5		
	<u>3,533,397</u>	<u>2,776,810</u>

<b><u>Other Expenses</u></b>		
<b><u>Trading Expenses :</u></b>		
1 Software Development Expenses	1,311,080	874,819
2 DEVOPS Activity	49,551	242,312
3 Testing And Quality Cheking	8,877	222,427
4 Project Co-ordination Expenses	561,227	179,982
5 Web Development	200,000	115,885
6 Software ( Special ) Purchase	96,822	43,461
7 Software Documentation	0	9,484
8 Other Processing Charges	13,805	10,000
9 Acrobat System Software	6084	
10 Linkdin Monthly Subscription	9800	24,500
11 MS Office 365	20,707	4,970
12 MS Power Apps Application	9,900	11,745
13 Service Now Development	831,900	
14 Service Now Registration Charges	363,510	
15 Web Service Charges	88,920	105,456
	<u>3,572,183</u>	<u>1,845,041</u>







**For ROY CHOWDHURY & MOITRA**

(Chartered Accountants)  
Firm Regd. No. 304134E

*Chiranjib Das*  
CA Chiranjib Das  
Partner  
Membership No. 309307

**QUOROID SOFTWARE DEVELOPMENT PRIVATE LIMITED**

CIN : U72900WB2018PTC227676

Notes Forming Part of the Financial Statements

**Note : 12 Property Plant & Equipments**

Particulars	Gross Block			Depreciation			Net Block			
	As at 31-03-2020	Additions	Sales / Adj	As at 31-03-2021	Up to 31-03-20	Adjust- ments	For the year	Up to 31-03-2021	As at 31-03-2021	As at 31-03-2020
Land ( Freehold )										
Land ( Leasehold )										
Building ( Non factory )										
Building ( factory )										
Plant & Machineries										
Electrical Installation										
Furniture & Fixtures	21,200			21,200	1,104		4,240	5,344	15,856	20,096
Other Equipments										
Vehicles										
Air Conditioner	41,839			41,839	1,249		4,184	5,433	36,406	40,590
Computer		132,444		132,444			9,796	9,796	122,648	
Total	63,039	132,444	0	195,483	2,353	0	18,220	20,573	174,910	60,686
CWIP										
Grand Total	63,039	132,444	0	195,483	2,353	0	18,220	20,573	174,910	60,686
Previous Year Figures	0	63,039	0	63,039	0	0	2,353	2,353	60,686	0